



Helpful Hints

clear & easy

065

426 Industrial Boulevard • Kearneysville WV 25430-2776 • USA
Telephone: +1 304 728 7056 • technicalinquiry@royalvendors.com
Toll-free in North America: 1 800 931 9214 • Fax: +1 304 725 4016
Canada: +1 905 738 5777 • Mexico: +52 55 5203 6887
Europe: +49 2158 95 1000 • Australia: +61 2 9890 5433

Page: 1 of 2

Date: 02 Oct 2015

Revision: 01

SUBJECT: Health Safety Controller Test

MODELS: RVCH-027, RVCFH-027

TOOLS REQUIRED: Phillips screwdriver

ESTIMATED TIME: 5 minutes

Number of
People
Required



INFORMATION:

This document describes the procedure for testing the safety locking mechanism on the Royal Vendors Coolers and Freezers with Health Safety Controllers installed.

TESTING PROCEDURE:

1. Remove the grille assembly. (See Figure 1.)
2. Pull the fuse to remove power. (See Figure 2.) **NOTE:** Alternatively, Coolers (but not Freezers) have a master on / off switch above and to the right of the refrigeration control knob, as seen in Figure 3. Turning this switch to the "OFF" position removes power to the Health Safety Controller.
3. The door should now be locked. Gently pull on the door to verify it is locked.
4. Reinstall the fuse, then reinstall the grille.
5. Gently pull on the door again to verify it stays locked after power is reapplied. **NOTE:** If the temperature inside the cabinet is below 41°F (5°C) in Coolers or 0°F (-18°C) in Freezers when power is reapplied to the unit, the door will automatically unlock, as long as power has not been removed for 30 minutes or longer.

TO UNLOCK THE DOOR AFTER TESTING:

Press the reset button, located on the bottom of the metal enclosure at the bottom right side of the equipment. (See Figure 4.)

**ANY QUESTIONS? CONTACT ROYAL VENDORS' CUSTOMER SERVICE DEPARTMENT
IN NORTH AMERICA, CALL TOLL FREE 1 800 931 9214**



Helpful Hints *clear & easy*

065

426 Industrial Boulevard • Kearneysville WV 25430-2776 • USA
Telephone: +1 304 728 7056 • technicalinquiry@royalvendors.com
Toll-free in North America: 1 800 931 9214 • Fax: +1 304 725 4016
Canada: +1 905 738 5777 • Mexico: +52 55 5203 6887
Europe: +49 2158 95 1000 • Australia: +61 2 9890 5433

Page: 2 of 2
Date: 02 Oct 2015
Revision: 01

SUBJECT: Health Safety Controller Test

MODELS: RVCH-027, RVCFH-027

Figure 1. Grille

Before removing the grille, remove this screw.



Figure 2. Location of fuse assembly




Figure 3. Master on / off switch (Coolers only)





Figure 4. Reset button



**ANY QUESTIONS? CONTACT ROYAL VENDORS' CUSTOMER SERVICE DEPARTMENT
IN NORTH AMERICA, CALL TOLL FREE 1 800 931 9214**