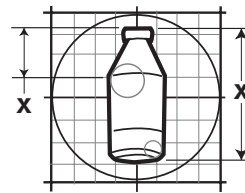




# 070 Package Vending Specification

201 Industrial Boulevard • Kearneysville, WV 25430  
 Phone: (304) 728-7056 • Fax: (304) 725-6579



PAGE: 1 of 2
DATE: 2-10-03
REVISION: 00

**PRODUCT NAME:** BPM bottle  
**BOTTLER / COMPANY:** CCHBC Ireland and Northern Ireland  
**VOLUME:** 355 mL  
**PACKAGE TYPE:** PET  
**HEIGHT:** 8.3 in. / 21.1 cm  
**DIAMETER:** 2.42 in. / 6.2 cm  
**WEIGHT:** 0.96 lbs. / 0.44 kg  
**COUNTRY OF ORIGIN:** Ireland



## APPROVED VENDERS

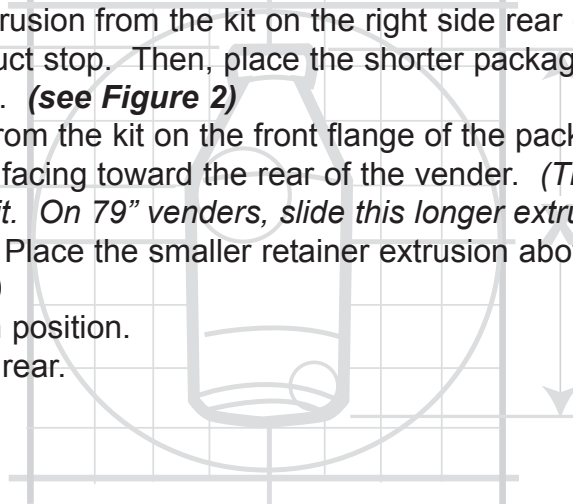
VENDER	RETAINERS		72" CAPACITY	
	Front	Rear	Front	Rear
GIII	N/A	4	N/A	21

**Kits / Parts:** BPM Bottle Kit (72": p/n 232189; 79": p/n 231189).

**NOTE:** This product can only be vended in rear columns.

### Kit Installation Instructions:

1. Remove the product stop adjustment rod for the column to be converted.
2. Reinstall the rod so that the clip-on product stop (from kit) is attached to it, with the top portion of the clip-on product stop resting on the 1.85" spacer in the column. **(see Figure 1)**
3. Place the longer package extrusion from the kit on the right side rear channel of the column divider, and slide it down to the product stop. Then, place the shorter package extrusion from the kit above the longer package extrusion. **(see Figure 2)**
4. Place the retainer extrusion from the kit on the front flange of the package extrusions, with the flat side of the retainer extrusion facing toward the rear of the vender. **(This is the longer retainer extrusion in the 79" vender kit. On 79" venders, slide this longer extrusion down to the product stop.) On 79" venders only:** Place the smaller retainer extrusion above the longer retainer extrusion. **(also in Figure 2)**
5. Set the rear spacer to the 4th position.
6. Load bottles with caps to the rear.

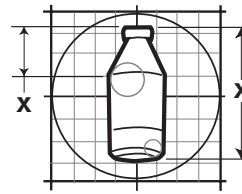


**ANY QUESTIONS???** CONTACT ROYAL VENDORS' CUSTOMER SERVICE DEPARTMENT  
**CALL TOLL FREE (800) 931-9214**



# 070 Package Vending Specification

201 Industrial Boulevard • Kearneysville, WV 25430  
Phone: (304) 728-7056 • Fax: (304) 725-6579



PAGE: 2 of 2
DATE: 2-10-03
REVISION: 00

PRODUCT NAME: BPM bottle

**Figure 1**

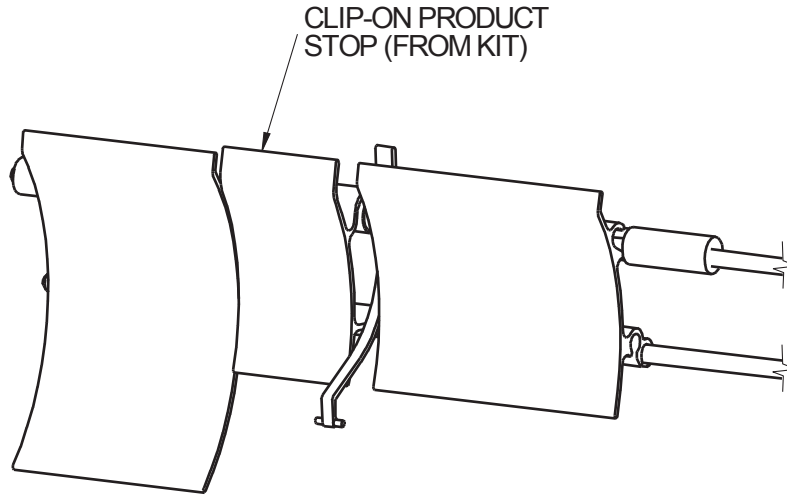
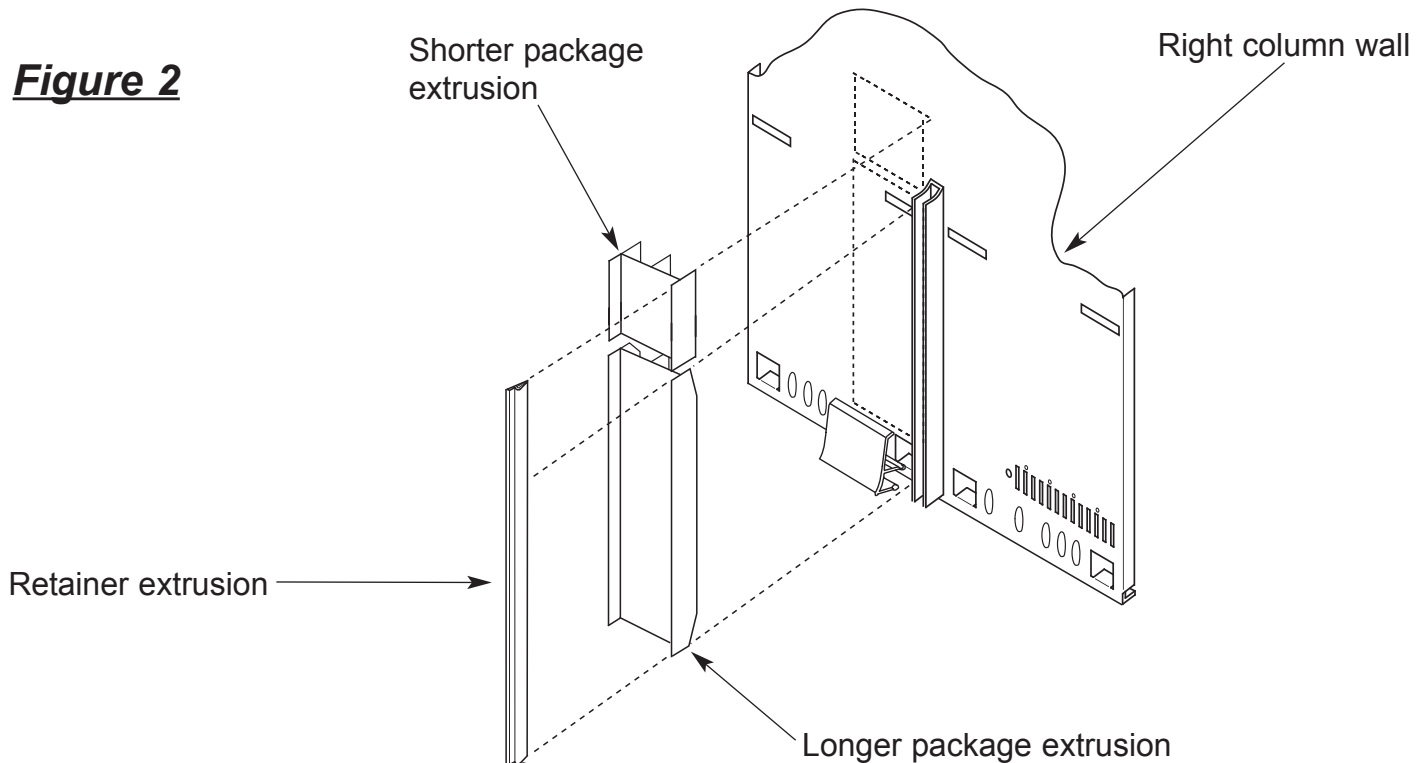


DIAGRAM OF REAR COLUMN

**Figure 2**



ANY QUESTIONS??? CONTACT ROYAL VENDORS' CUSTOMER SERVICE DEPARTMENT  
CALL TOLL FREE (800) 931-9214