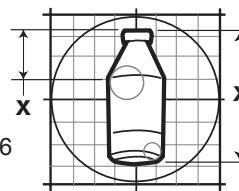




027

Package Vending Specification

426 Industrial Boulevard • Kearneysville WV 25430-2776
Phone: (304) 728-7056 • Fax: (304) 725-6579



PAGE: 1 of 2
DATE: 6-28-04
REVISION: 02

PRODUCT NAME: 500 mL Evian
BOTTLER / COMPANY: S.A. Evian Co.
VOLUME: 16.9 oz. / 500 mL
PACKAGE TYPE: PET
HEIGHT: 8.45 in. / 21.5 cm
DIAMETER: 2.55 in. / 6.5 cm
WEIGHT: 1.18 lbs. / 0.54 kg
COUNTRY OF ORIGIN: France



VENDER	RETAINERS		79" CAPACITY	
	Front	Rear	Front	Rear
MIV Airflow*	6	4	34	34
MIV (regular)	7	5	34	34
GIII	7	3	34	34

* - Serial number 200422XX00001 and after.

KITS / PARTS: **Merlin IV:** FRONT COLUMNS: Evian 500 mL Kit, MIV, Front (79": 256053; 72": 257053); REAR COLUMNS: Evian 500 mL Kit, MIV, Rear (79": 256054; 72": 257054). **GIII:** FRONT COLUMNS: Evian 500 mL Kit, GIII, Front (79": 231053; 72": 232053). REAR COLUMNS: No Kit Required.

INSTALLATION INSTRUCTIONS

Note: Before working on vender, always remove power by unplugging the vender's main power cord from the AC voltage source (outlet).

MERLIN IV:

1. Install the small package filler, as shown in Figure 1.
2. Attach one divider extrusion to each side of the center channel. (See Figure 3.)
3. FRONT COLUMNS: Attach one retainer extrusion to each product retainer. (See Figure 2.) Install the retainers in position 7.
REAR COLUMNS: Place the backspacer assembly in position 5.
4. Load bottles with caps to the front in front columns and caps to the rear in rear columns.

GIII:

1. FRONT COLUMNS: Attach one retainer extrusion to the right-side product retainer only. (See Figure 2.) Install both product retainers (left and right) in position 7.
REAR COLUMNS: Place the backspacer assembly in position 3.
2. Load bottles with caps to the front in front columns and caps to the rear in rear columns.

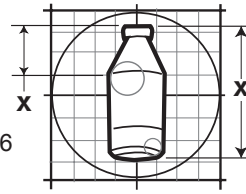
**ANY QUESTIONS??? CONTACT ROYAL VENDORS' CUSTOMER SERVICE DEPARTMENT
 CALL TOLL FREE (800) 931-9214**



027

Package Vending Specification

426 Industrial Boulevard • Kearneysville WV 25430-2776
Phone: (304) 728-7056 • Fax: (304) 725-6579



PAGE: 2 of 2

DATE: 6-28-04

REVISION: 02

PRODUCT NAME: 500 mL Evian

Figure 1

Installing small package filler

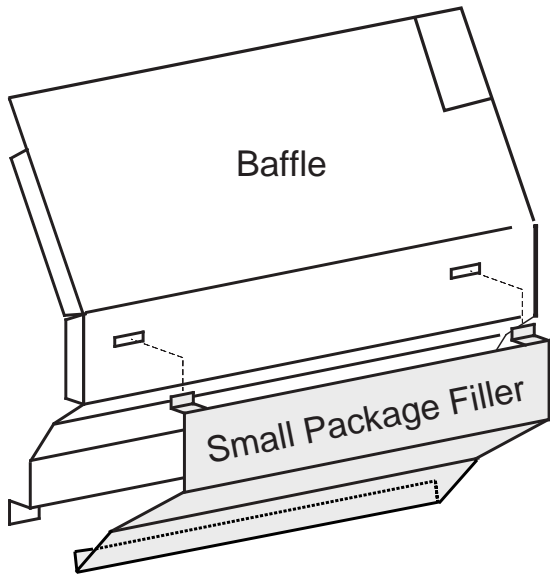


Figure 2 *Installing retainer extrusions*

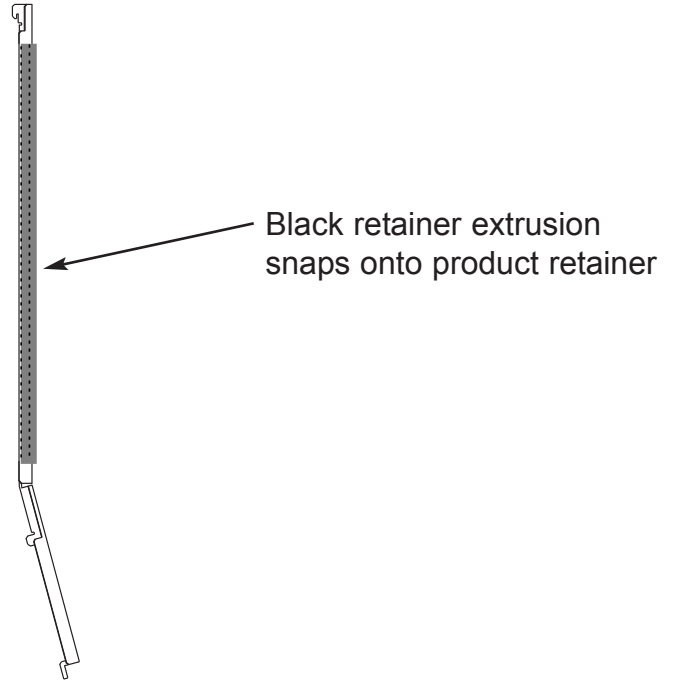
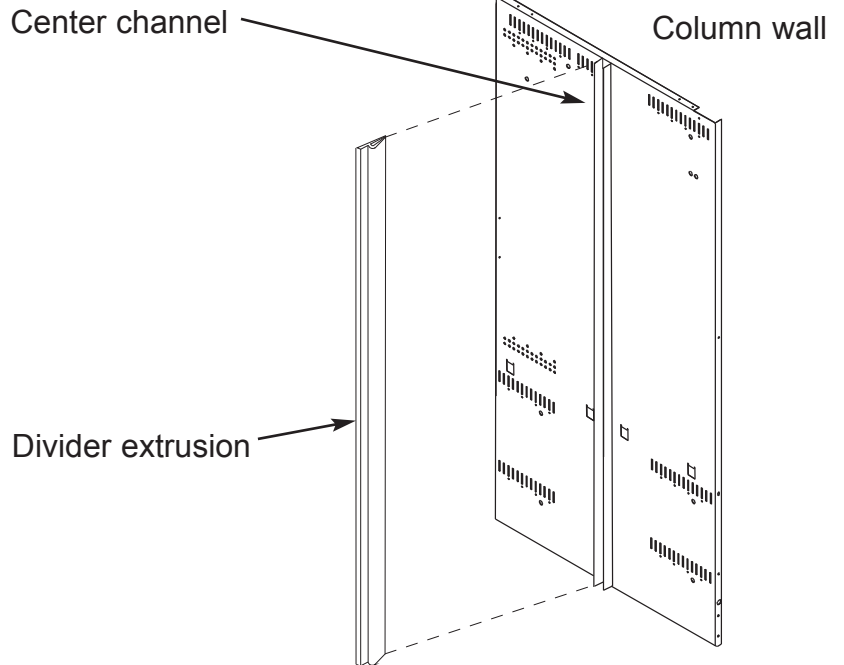
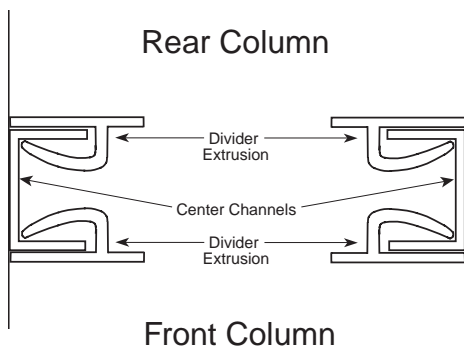


Figure 3

Installing divider extrusions



**ANY QUESTIONS??? CONTACT ROYAL VENDORS' CUSTOMER SERVICE DEPARTMENT
CALL TOLL FREE (800) 931-9214**