




SERVICE BULLETIN # 00241

426 INDUSTRIAL BOULEVARD • KEARNEYSVILLE WV 25430-2776 • USA
Phone: (304) 728-7056 • Fax: (304) 725-6579 • Toll Free: (800) 931-9214

PAGE: 1 of 2
DATE: 10-10-03
REVISION: 00

SUBJECT: CCR Board Cover Kit Installation		# of People Required 
MODELS: All CCR models		
Kit Number	Kit Description	
290028	Control Board Cover Kit CCR - GIII (models 804, 660, 550)	
296028	Control Board Cover Kit CCR - TDV (model 780)	
TOOLS REQUIRED: Phillips screwdriver		
ESTIMATED INSTALLATION TIME: 5 minutes		

REASON FOR BULLETIN: Marketing Venders (CCR) placed in outside locations may leak water inside the door during heavy rains. This kit is designed to ensure that the control board will not become wet.

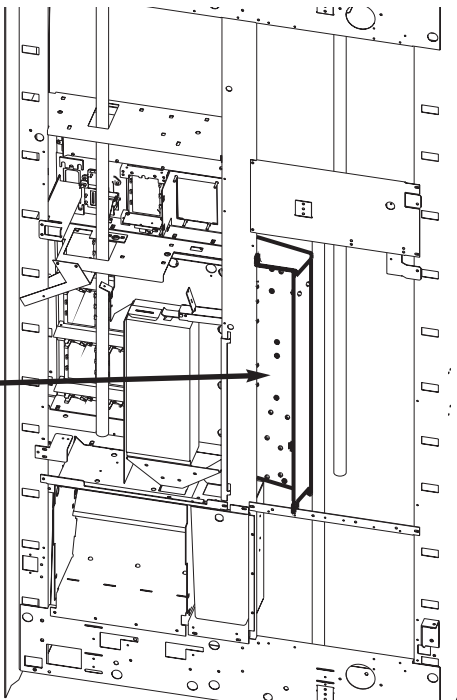
KIT INSTALLATION INSTRUCTIONS:

1. Remove power to the vender by unplugging the vender's main power cord from the AC voltage source.
2. Using the self-drilling screws (supplied in the kit), install the kit as shown in Figure 2. **Note:** *Boring into the metal panel will produce metal shavings. Excessive amounts of metal shavings can potentially harm electronic circuitry. When possible, remove the control board and optic sensor board (TDV models) from the mounting panel before installing this kit.*
3. Restore power to the vender by plugging the vender's main power cord into the AC voltage source.

Figure 1

Location of the control board mounting panel within the vender's door

Control board mounting panel →



Note: *It may be necessary to loosen the securement screw(s) which hold the control board mounting panel in place, in order to remove the mounting panel for better access to it.*

ANY QUESTIONS??? CONTACT ROYAL VENDORS' CUSTOMER SERVICE DEPARTMENT
CALL TOLL FREE (800) 931-9214



SERVICE BULLETIN # 00241

426 INDUSTRIAL BOULEVARD • KEARNEYSVILLE WV 25430-2776 • USA
Phone: (304) 728-7056 • Fax: (304) 725-6579 • Toll Free: (800) 931-9214

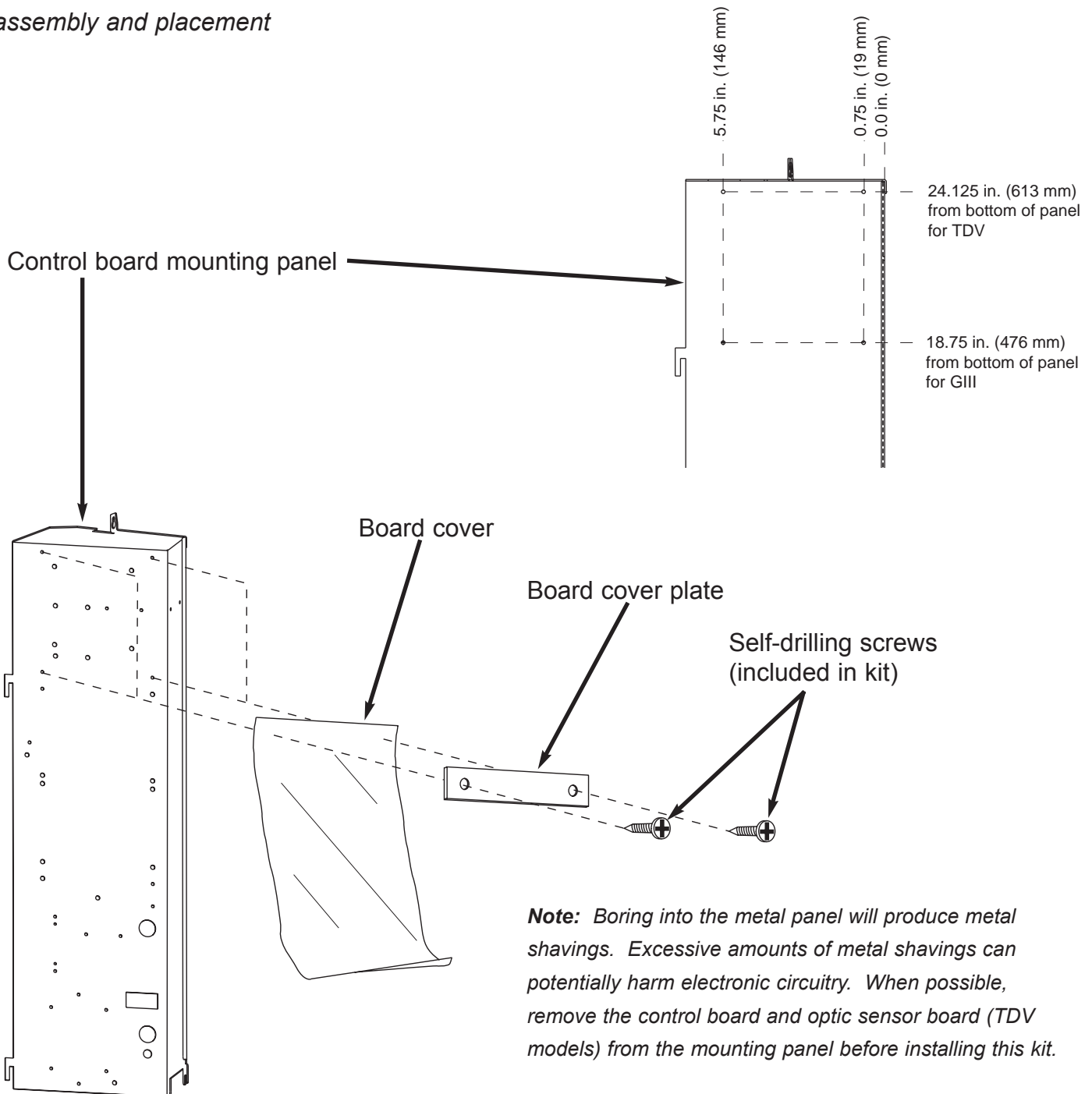
PAGE: 2 of 2
DATE: 10-10-03
REVISION: 00

SUBJECT: CCR Board Cover Kit Installation

MODELS: All CCR models

Figure 2

Kit assembly and placement



**ANY QUESTIONS??? CONTACT ROYAL VENDORS' CUSTOMER SERVICE DEPARTMENT
CALL TOLL FREE (800) 931-9214**