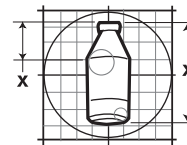





# 161 Package Vending Specification

426 Industrial Boulevard • Kearneysville WV 25430-2776 • USA  
Telephone: +1 304 728 7056 • technicalinquiry@royalvenders.com  
Toll-free in North America: 1 800 931 9214 • Fax: +1 304 725 4016  
Canada: +1 905 738 5777 • Mexico: +52 55 5203 6887  
Europe: +49 2158 95 1000 • Australia: +61 2 9890 5433



**PRODUCT NAME:** NOS High Performance Energy Drink  
**BOTTLER / COMPANY:** High Performance Beverage Co.  
**VOLUME:** 13.5 oz. / 399 mL  
**PACKAGE TYPE:** PET  
**HEIGHT:** 6.93 in. / 176.1 mm  
**DIAMETER:** 2.63 in. / 66.7 mm  
**WEIGHT:** 1.00 lbs. / 0.46 kg  
**COUNTRY OF ORIGIN:** USA

APPROVED VENDERS				
VENDER	RETAINERS		79" CAPACITY	
	Rear	Front	Rear	
GIII	9	6	32	32
TDV	11	16	30	62
RVV NG	N/A	N/A	8	N/A



**KITS / PARTS:** **GIII:** FRONT COLUMNS: NOS Bottle Kit (79": 231171; 72": 232171); REAR COLUMNS: None required. **TDV:** ALL COLUMNS: NOS Bottle Kit (231171, one per column); NOS Bottle Lift Kit (296171, one per vender).

## INSTALLATION INSTRUCTIONS

**Note:** Before working on vender, always remove power by unplugging the vender's main power cord from the AC voltage source (outlet).

### **GIII:**

- FRONT COLUMNS: Attach one retainer extrusion to each product retainer. (See Figure 1.) Install the retainers in position 9.  
REAR COLUMNS: Place the backspacer assembly in position 6.
- Place product stops in the large-package (bottle) position.
- Load bottles with caps to the front in front columns and caps to the rear in rear columns.

### **TDV:**

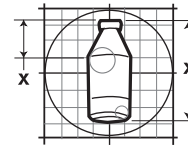
- If not already installed, install the bottle lift plate. (See Figures 2-4; more detailed instructions are included with Figure 2.) **Note:** Only one bottle lift plate is required per vender.
- FRONT COLUMNS: Attach one retainer extrusion to each product retainer. (See Figure 1.) Install the retainers in position 11.  
REAR COLUMNS: Attach one retainer extrusion to each product retainer. (See Figure 1.) Install the retainers in position 16.
- Load bottles with caps to the front in front columns and butt-to-butt in rear columns.

**ANY QUESTIONS? CONTACT ROYAL VENDORS' CUSTOMER SERVICE DEPARTMENT  
IN NORTH AMERICA, CALL TOLL FREE 1 800 931 9214**



# 161 Package Vending Specification

426 Industrial Boulevard • Kearneysville WV 25430-2776 • USA  
Telephone: +1 304 728 7056 • technicalinquiry@royalvendors.com  
Toll-free in North America: 1 800 931 9214 • Fax: +1 304 725 4016  
Canada: +1 905 738 5777 • Mexico: +52 55 5203 6887  
Europe: +49 2158 95 1000 • Australia: +61 2 9890 5433



Page: 2 of 3

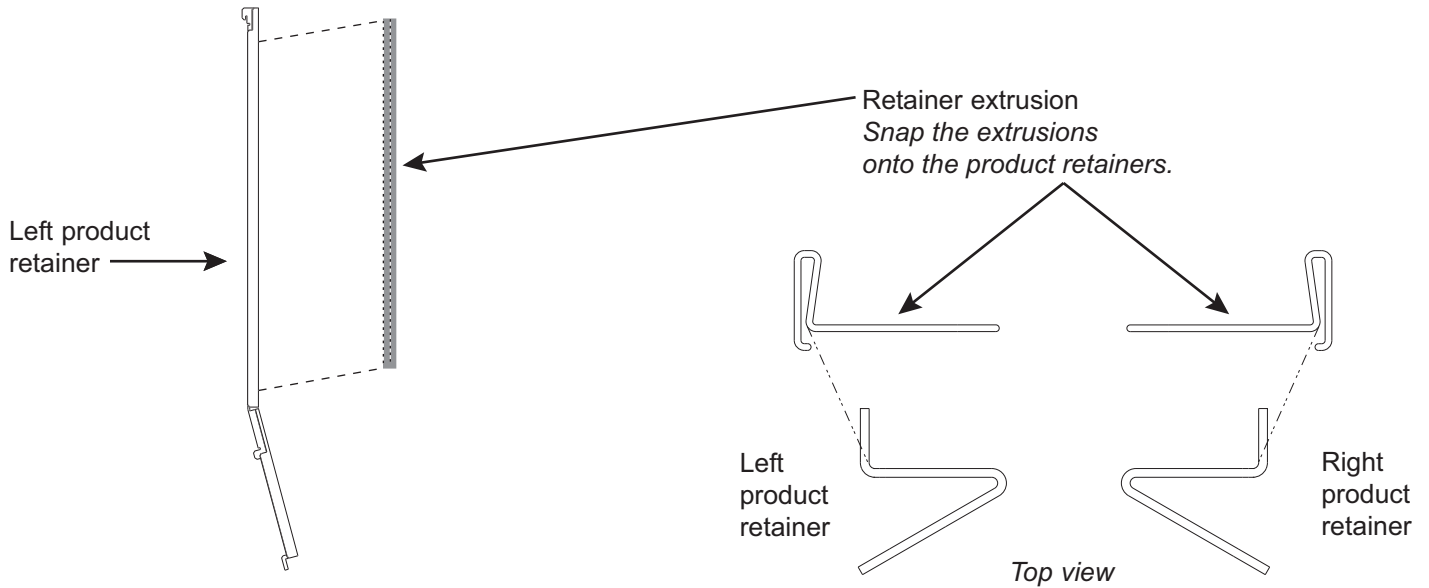
Date: 30 Jul 09

Revision: 00

## PRODUCT NAME: NOS High Performance Energy Drink

**Figure 1.**

Installation of the product retainer extrusions.



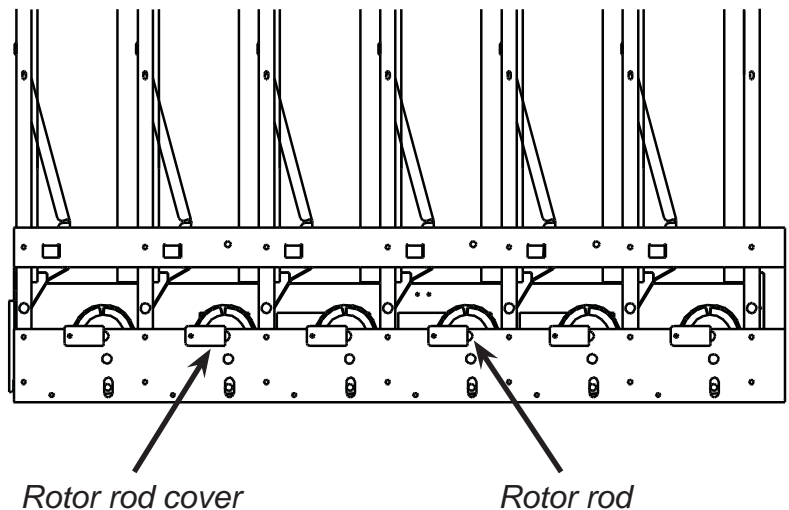
**Figure 2.**

Bottle lift plate installation.

**Note:** Before installing the lift plate, all product must be removed from columns 2-5 and 8-11.

1. Loosen the screws that hold the rotor rod covers in place.
2. Remove the rods that hold the rotor assemblies in columns 2, 3, 4, and 5.
3. Install the bottle lift plate so that it fits between the front rotor assemblies and the center support bar. (See Figures 3 and 4.)
4. Reinsert the rotor rods, and tighten the screws for the rotor rod covers.

Front of vend mechanism

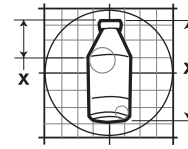


**ANY QUESTIONS? CONTACT ROYAL VENDORS' CUSTOMER SERVICE DEPARTMENT  
IN NORTH AMERICA, CALL TOLL FREE 1 800 931 9214**



# 161 Package Vending Specification

426 Industrial Boulevard • Kearneysville WV 25430-2776 • USA  
Telephone: +1 304 728 7056 • [technicalinquiry@royalvenders.com](mailto:technicalinquiry@royalvenders.com)  
Toll-free in North America: 1 800 931 9214 • Fax: +1 304 725 4016  
Canada: +1 905 738 5777 • Mexico: +52 55 5203 6887  
Europe: +49 2158 95 1000 • Australia: +61 2 9890 5433



Page: 3 of 3

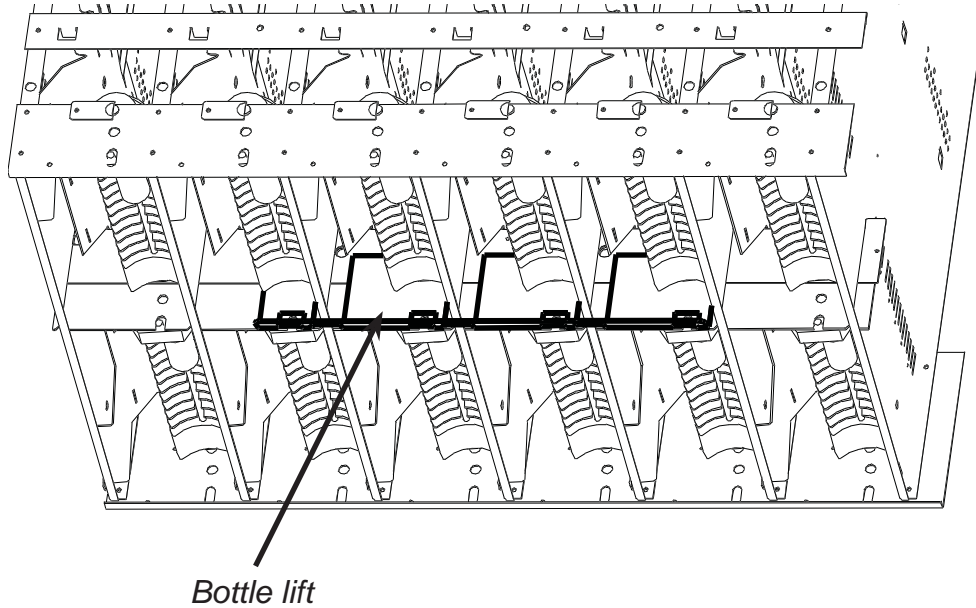
Date: 30 Jul 09

Revision: 00

**PRODUCT NAME:** NOS High Performance Energy Drink

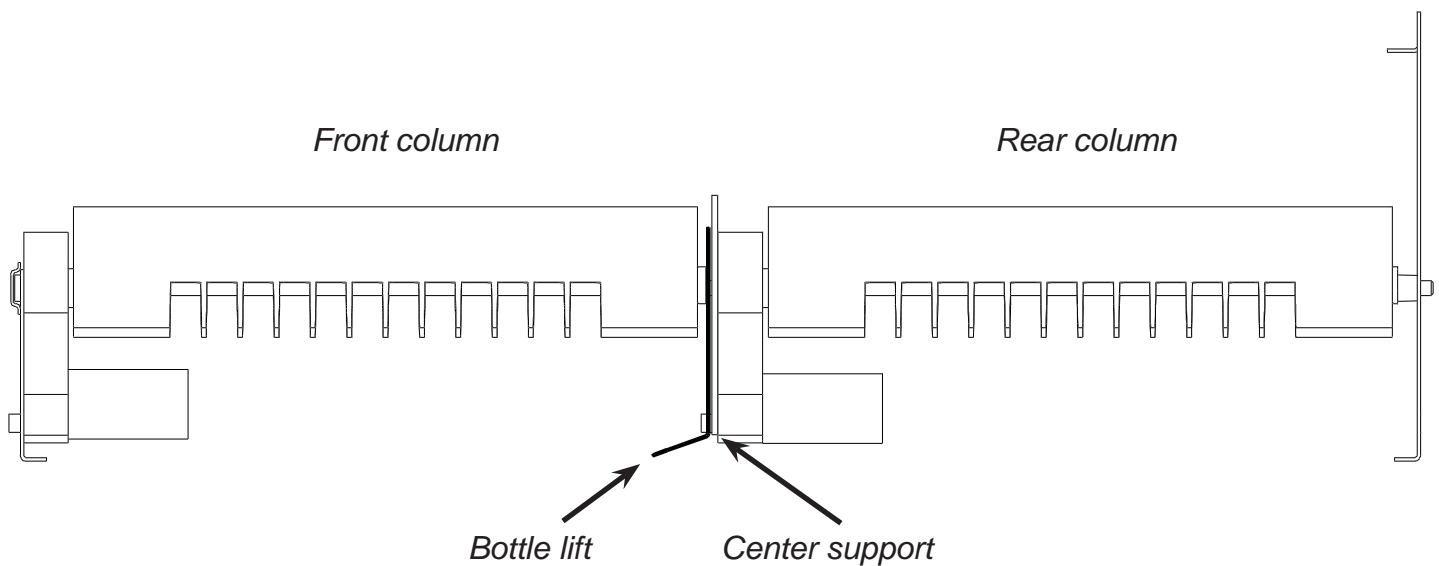
**Figure 3.**

*Underside view of vend mechanism.*



**Figure 4.**

*Interior side view of lower vend mechanism assembly.*



**ANY QUESTIONS? CONTACT ROYAL VENDORS' CUSTOMER SERVICE DEPARTMENT  
IN NORTH AMERICA, CALL TOLL FREE 1 800 931 9214**