



# SERVICE BULLETIN # 00130

201 INDUSTRIAL BOULEVARD • KEARNEYSVILLE, WV 25430

Phone: (304) 728-7056 • Fax: (304) 725-6579 • Toll Free: (800) 931-9214

PAGE: 1 of 1

DATE: 8-18-00

REVISION: 02

**SUBJECT:** Installation of Hopper Shield

**MODELS:** All Landscape Venders

KIT NUMBER	KIT DESCRIPTION
141541	Hopper Shield

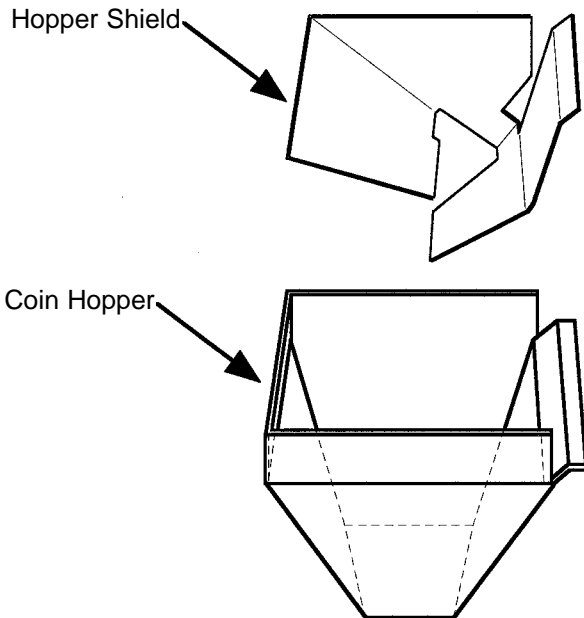
**BEFORE WORKING ON VENDER:** Remove power from vender by unplugging vender's main power cord from the AC voltage power source (wall outlet).

### Reason For Fix:

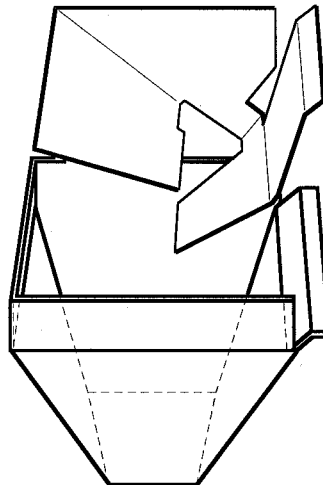
To protect the bottom of coin mechanisms from having coins pilfered from them.

### Instructions:

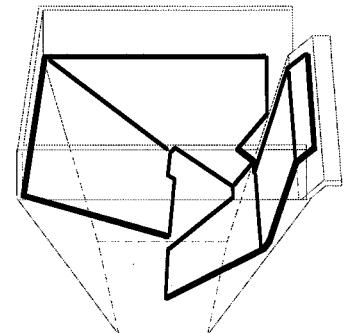
1. Remove coin mechanism by lowering the acceptor and loosening the screws.
2. Place the Hopper Shield inside the coin hopper as shown below.
3. Replace the coin mechanism and tighten the three screws completely.



**Step 1**



**Step 2**



**Step 3**

**ANY QUESTIONS??? CONTACT ROYAL VENDORS' CUSTOMER SERVICE DEPARTMENT  
CALL TOLL FREE (800) 931-9214**