SERVICE BULLETIN 350

426 Industrial Boulevard • Kearneysville WV 25430-2776 • USA
Telephone: +1 304 728 7056 • technicalinquiry@royalvendors.com
Toll-free in North America: 1 800 931 9214 • **Fax:** +1 304 725 4016
Canada: +1 905 738 5777 • **Mexico:** +52 55 5203 6887
Europe: +49 2158 95 1000 • **Australia:** +61 2 9890 5433

Date: *25 Aug 2011*

Revision: *00*

SUBJECT: Extended Delivery Detector Cover Kit Installation

MODELS: RVV 500 ADA (Coca-Cola)

Number of People Required

KIT NUMBER	KIT DESCRIPTION
337042	Extended Delivery Detector Cover Kit

TOOLS REQUIRED: Drill with 1/8" (3 mm) bit and Phillips-head bit

ESTIMATED INSTALLATION TIME: <2 minutes

REASON FOR BULLETIN:

This bulletin describes the procedure for installing the extended delivery detector cover on the Coca-Cola RVV 500 ADA vender. This extended cover is designed to deflect water away from the detector board.

The following areas of this vender contain voltage which can cause serious injury or even death: the main power cord, supplying 115-230 VAC to the evaporator, EMI filter, and refrigeration system; the power line from the EMI filter to the ballast and transformer; and the ballast, which can produce upwards of 600 volts. Remove all power from the vender before working in any of these areas.

INSTALLATION INSTRUCTIONS:

1. Remove power by unplugging the vender's power cord from the AC voltage source (wall outlet).
2. Using a 1/8" (3 mm) bit, drill out the rivets that secure the existing detector cover. *(See Figure 1.)* Remove the cover and discard.
3. Install the new extended cover. Use the two screws from the kit to secure the extended cover in the holes where the previous rivets were installed. The wings of the cover *(see Figure 2)* should be inside the flanges of the top of the port box (see Figure 3). The end of the cover should be tucked under the screws shown in Figure 4.
4. Restore power by plugging the vender's power cord into the AC voltage source (wall outlet).

In an effort to provide our customers with the latest information on our equipment, Royal Vendors sends service bulletins to customers using the original ship-to address or e-mail addresses, if supplied by our customers. We also post all service bulletins on our website at www.royalvendors.com. If for any reason a vender is moved to another location or is sold to another customer other than to whom Royal Vendors originally sent the machine, it is the responsibility of the original purchaser of the vender to notify the appropriate personnel of the service bulletin.

ANY QUESTIONS? CONTACT ROYAL VENDORS' CUSTOMER SERVICE DEPARTMENT
IN NORTH AMERICA, CALL TOLL FREE 1 800 931 9214

ROYAL VENDORS®

426 Industrial Boulevard • Kearneysville WV 25430-2776 • USA
Telephone: +1 304 728 7056 • technicalinquiry@royalvendors.com
Toll-free in North America: 1 800 931 9214 • **Fax:** +1 304 725 4016
Canada: +1 905 738 5777 • **Mexico:** +52 55 5203 6887
Europe: +49 2158 95 1000 • **Australia:** +61 2 9890 5433

SERVICE BULLETIN 350

Date: *25 Aug 2011*

Revision: *00*

SUBJECT: Extended Delivery Detector Cover Kit Installation

MODELS: RVV 500 ADA (Coca-Cola)

Figure 1.



Drill out these two rivets with a 1/8" (3 mm) bit.

Figure 2.



Wing on the extended detector cover

Figure 3.



The wings of the extended cover should be folded *inside* these two flanges on the top of the port box.

Figure 4.



The cover should be tucked under these two screws, as shown.

ANY QUESTIONS? CONTACT ROYAL VENDORS' CUSTOMER SERVICE DEPARTMENT
IN NORTH AMERICA, CALL TOLL FREE 1 800 931 9214