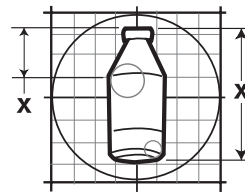




069 Package Vending Specification

201 Industrial Boulevard • Kearneysville, WV 25430
 Phone: (304) 728-7056 • Fax: (304) 725-6579



PAGE: 1 of 3
DATE: 6-12-03
REVISION: 01

PRODUCT NAME: Disney Micky's Abenteuer Fruit Drink

BOTTLER / COMPANY: Coca-Cola

VOLUME: 250 mL

PACKAGE TYPE: PET

HEIGHT: 7.11 in. / 18.1 cm

DIAMETER: 2.17 in. / 5.5 cm

WEIGHT: 0.66 lbs. / 0.30 kg

COUNTRY OF ORIGIN: Austria



APPROVED VENDERS

VENDER	RETAINERS		79" CAPACITY	
	Front	Rear	Front	Rear
GIII	N/A	see below	N/A	35

KITS / PARTS: Disney Bottle Kit (72": p/n 232188; 79": p/n 231188).

NOTE: *This product can only be vended in rear columns.*

Kit Installation Instructions:

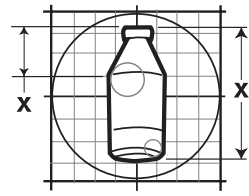
1. Remove the existing spacers and product stops from the column to be converted by pulling the product stop rod.
2. Reinstall spacers and product stops in the following order, starting from the front of the column: 1.25" (32 mm) spacer, 250mL-bottle product stop, first 1.85" (47 mm) spacer, second 1.85" (47 mm) spacer, 0.50" (13 mm) spacer. **(see Figure 1)**
3. Remove the backspacer assembly from the column.
4. Secure the backspacer filler from the kit on the left column wall. Place push rivet through the single hole at the top of the filler. Place the double holes over the holes in the column where the back spacer will be placed. Since the backspacer setting is 7, the push rivet may be placed in setting 6 or 8. Pass the push rivet through the column, and depress the rivet's head. Repeat on the bottom of the filler. Reinstall the backspacer in position 7. **(see Figure 3)**
5. Place the longer package extrusion from the kit on the right side rear channel of the column divider, and slide it down to the product stop. Then, place the shorter package extrusion from the kit above the longer package extrusion. **(see Figure 2)**
6. Remove the black pivot anti-rotation pawl from the column.
7. Load bottles with caps alternating front to rear. Load the first bottle with cap to the rear. Continue so that bottles on the left side of the column have caps to the front and bottles on the right side of the column have caps to the rear.

ANY QUESTIONS??? CONTACT ROYAL VENDORS' CUSTOMER SERVICE DEPARTMENT
CALL TOLL FREE (800) 931-9214



069 Package Vending Specification

201 Industrial Boulevard • Kearneysville, WV 25430
Phone: (304) 728-7056 • Fax: (304) 725-6579



PAGE: 2 of 3

DATE: 6-12-03

REVISION: 01

PRODUCT NAME: Disney Micky's Abenteuer Fruit Drink

Figure 1

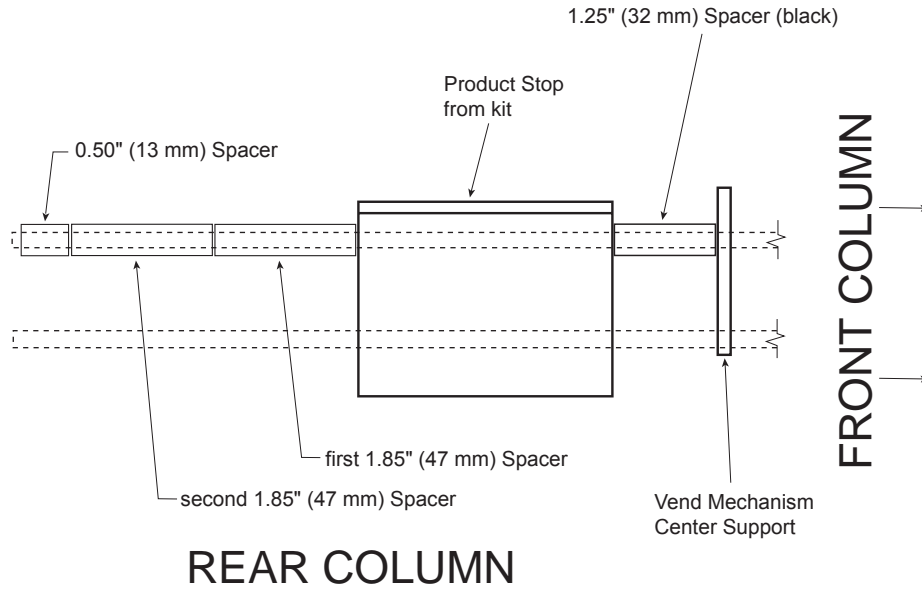
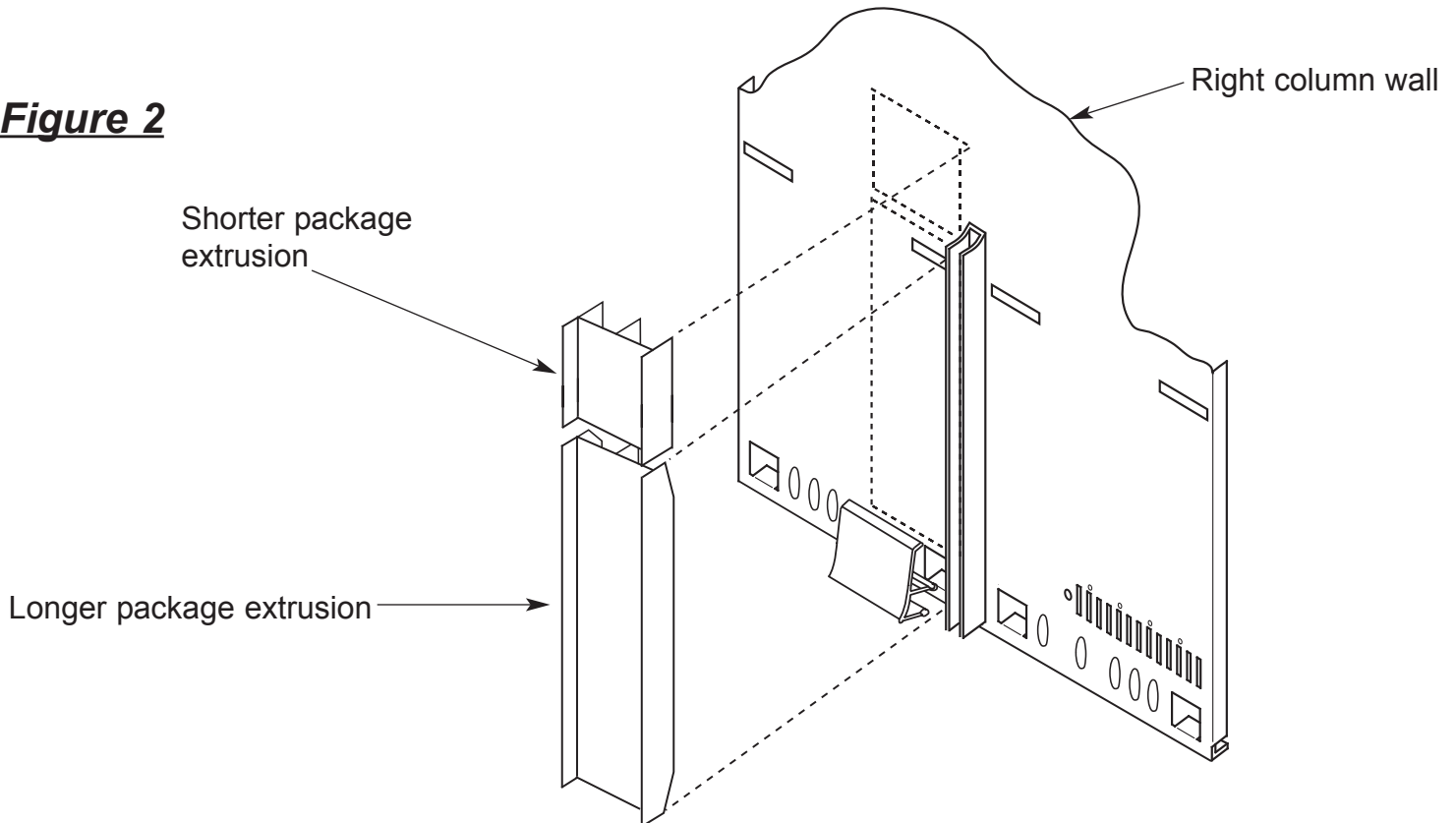


Figure 2

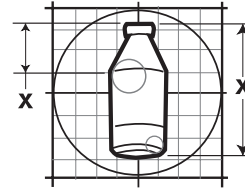


**ANY QUESTIONS??? CONTACT ROYAL VENDORS' CUSTOMER SERVICE DEPARTMENT
CALL TOLL FREE (800) 931-9214**



069 Package Vending Specification

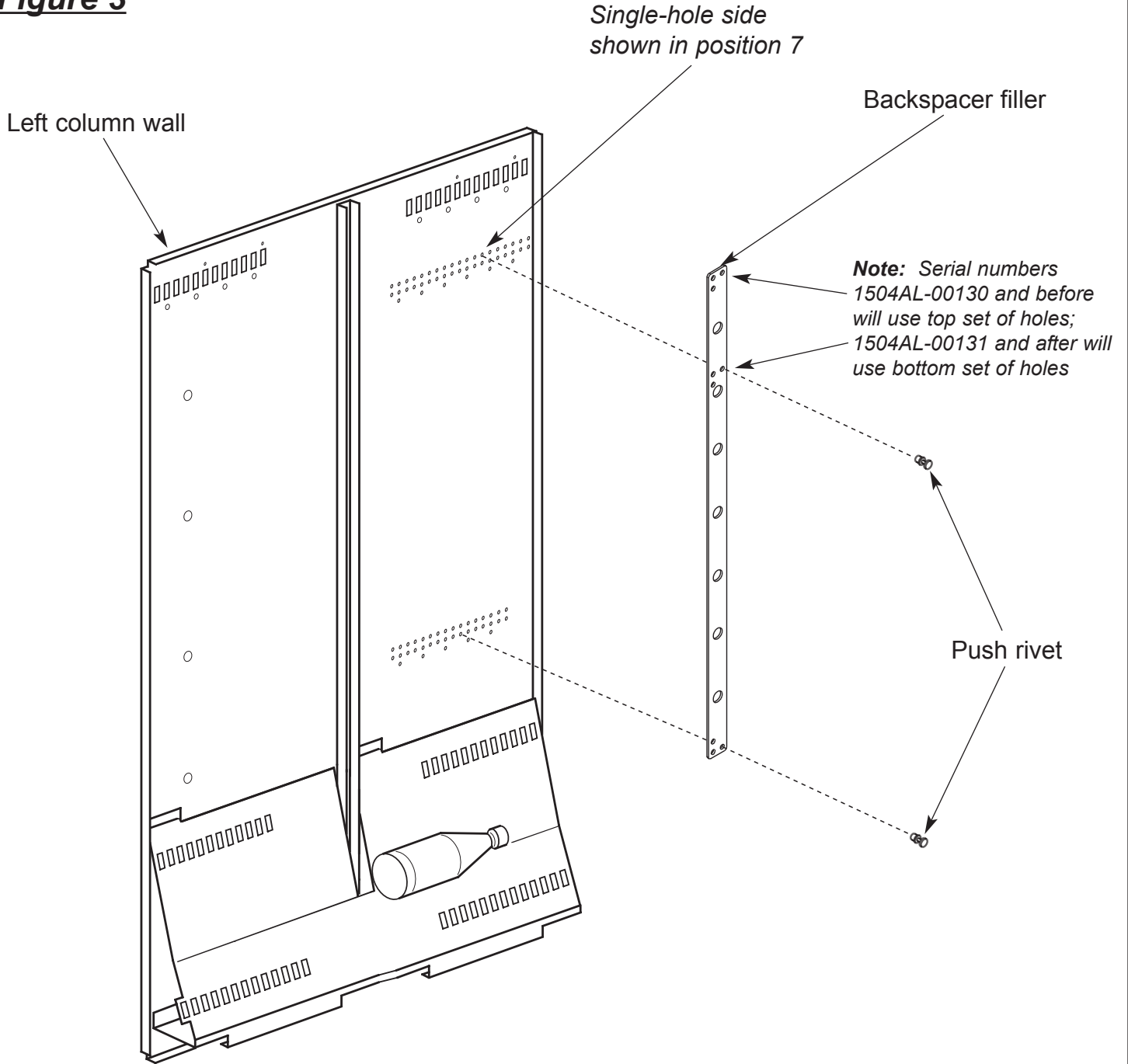
201 Industrial Boulevard • Kearneysville, WV 25430
Phone: (304) 728-7056 • Fax: (304) 725-6579



PAGE: 3 of 3
DATE: 6-12-03
REVISION: 01

PRODUCT NAME: Disney Micky's Abenteuer Fruit Drink

Figure 3



**ANY QUESTIONS??? CONTACT ROYAL VENDORS' CUSTOMER SERVICE DEPARTMENT
CALL TOLL FREE (800) 931-9214**