



SERVICE BULLETIN # 00229

426 INDUSTRIAL BOULEVARD • KEARNEYSVILLE WV 25430-2776 • USA

Phone: (304) 728-7056 • Fax: (304) 725-6579 • Toll Free: (800) 931-9214

PAGE: 1 of 3

DATE: 3-24-04

REVISION: 03

SUBJECT: Installation of the KO Controller Conversion Kit

MODELS: GII, GIII

of People
Required



Kit Number	Kit Description
318006	KO Controller Conversion Kit

TOOLS REQUIRED: Phillips screwdriver, grounding strap

ESTIMATED INSTALLATION TIME: 15 minutes

REASON FOR BULLETIN: Beginning the last week of November 2001, the GIII EVS control board was replaced with the new GIII KO control board in production. The KO board is also available for retrofitting in the older GII and GIII venders.

NOTE: Electronic components are very sensitive to static electricity, which can damage the control board. Prior to coming into contact with the control board, you should ground yourself to the vender by way of an ESD grounding strap.

INSTRUCTIONS FOR INSTALLING THE KO BOARD:

1. Remove power from the vender by unplugging the vender's main power cord from the AC voltage power source.
2. Unplug the harnesses from the existing control board, and remove the board from the vender.
3. **For replacing GII VII and GIII control boards:** Remove the refrigeration regulator board and regulator board jumper harness (from regulator board to control board) from the vender.
4. Remove the existing DEX harness and serial changer harness from the vender. Install the new KO serial changer harness (p/n 842261, included in the kit). **Note:** The DEX jack for the KO board is on the board itself. **Note for GII:** If the vender has the original GII-style chute sensor installed, it will be necessary to replace this chute sensor with the newer adjustable chute sensor (p/n 836004). Disconnect the older chute sensor from the control board.
5. Mount the new KO control board on the plastic board standoffs.
6. Plug each harness onto the KO board at the correct pinouts as shown in Figure A.
7. Restore power to the vendor by plugging the vender's main power cord into the AC voltage power source.
8. Reprogram the KO board, following the Programming Flowchart in Figure B.



The following areas of this vender contain voltage which can cause serious injury or even death: the main power cord, supplying 110 VAC to the evaporator, EMI filter, and refrigeration system; the power line from the EMI filter to the ballast and transformer; and the ballast, which can produce upwards of 600 volts. Remove power from vender before working in any of these areas.

In an effort to provide our customers with the latest information on our equipment, Royal Vendors sends service bulletins to customers using the original ship-to address or e-mail addresses, if supplied by our customers. We also post all service bulletins on our website at www.royalvendors.com. If for any reason a vender is moved to another location or is sold to another customer other than to whom Royal Vendors originally sent the machine, it is the responsibility of the original purchaser of the vender to notify the appropriate personnel of the service bulletin.

ANY QUESTIONS??? CONTACT ROYAL VENDORS' CUSTOMER SERVICE DEPARTMENT
CALL TOLL FREE (800) 931-9214



SERVICE BULLETIN # 00229

426 INDUSTRIAL BOULEVARD • KEARNEYSVILLE WV 25430-2776 • USA

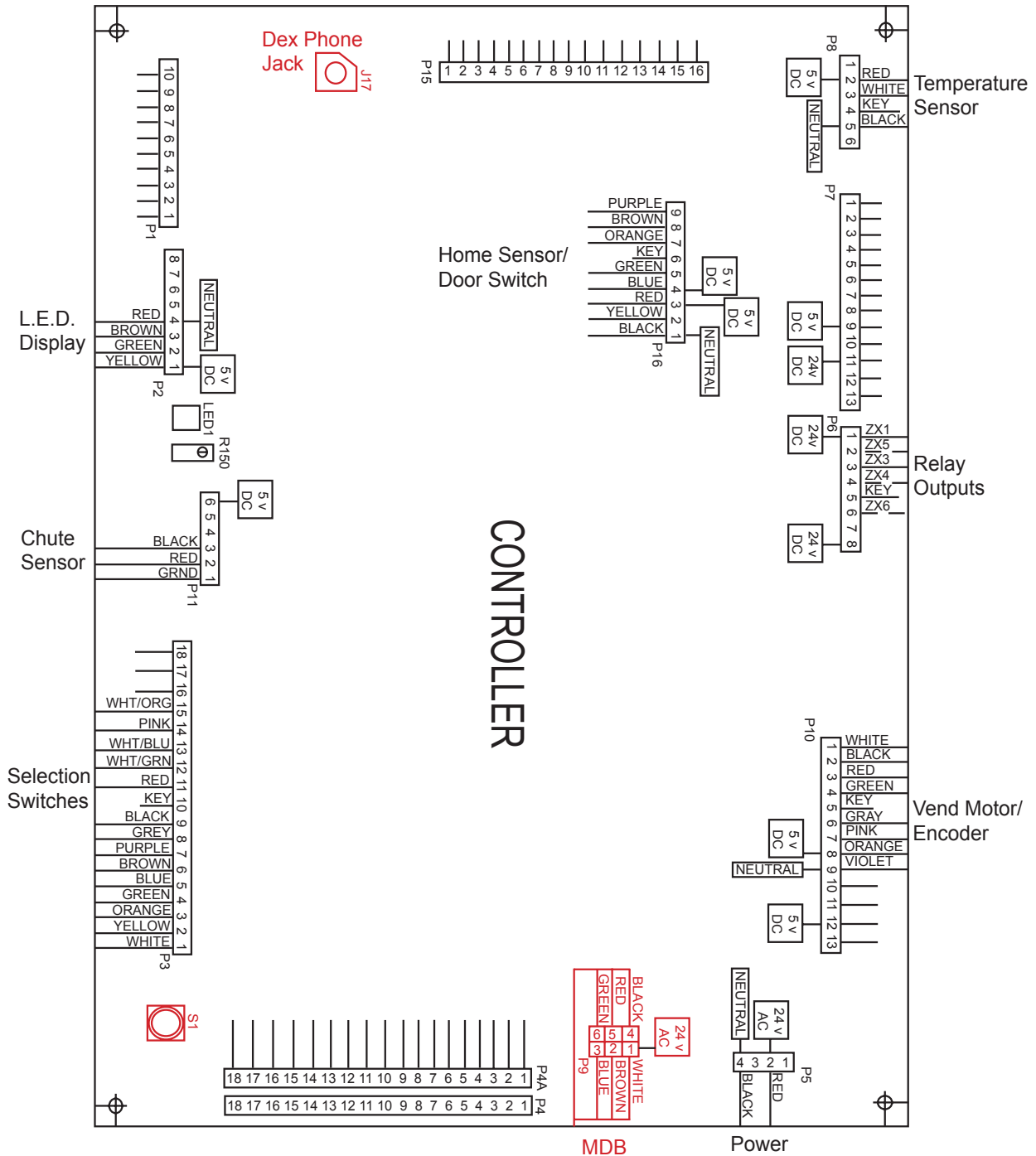
Phone: (304) 728-7056 • Fax: (304) 725-6579 • Toll Free: (800) 931-9214

PAGE: 2 of 3
DATE: 3-24-04
REVISION: 03

SUBJECT: Installation of the KO Controller Conversion Kit

MODELS: GII, GIII

FIGURE A



**ANY QUESTIONS??? CONTACT ROYAL VENDORS' CUSTOMER SERVICE DEPARTMENT
CALL TOLL FREE (800) 931-9214**



SERVICE BULLETIN # 00229

426 INDUSTRIAL BOULEVARD • KEARNEYSVILLE WV 25430-2776 • USA

Phone: (304) 728-7056 • Fax: (304) 725-6579 • Toll Free: (800) 931-9214

PAGE: 3 of 3

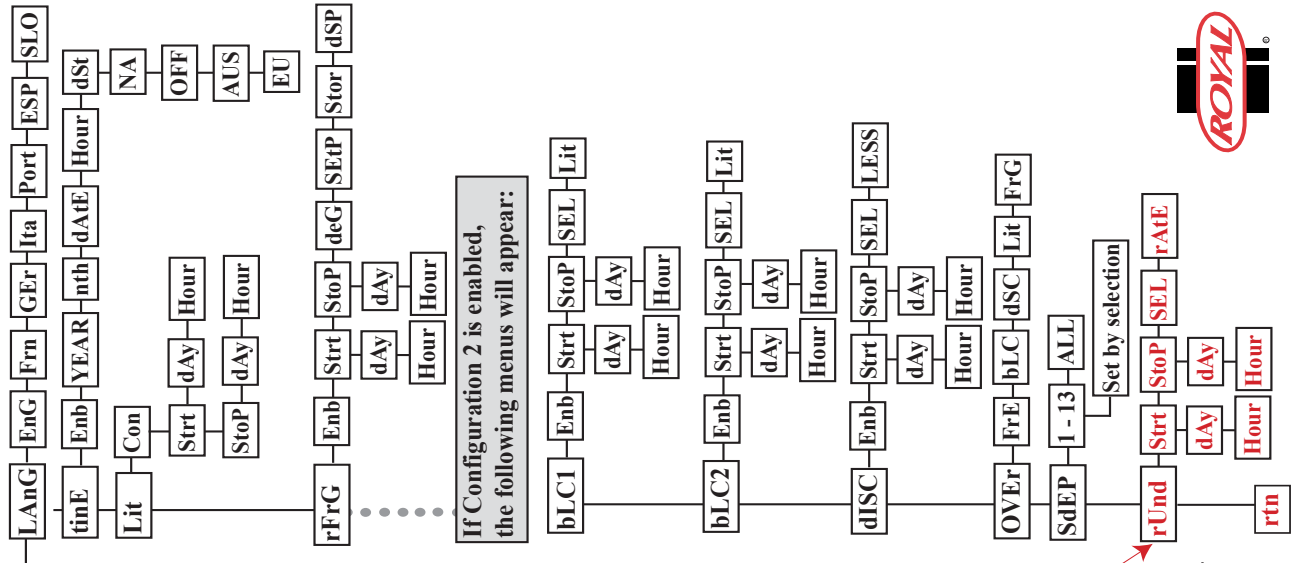
DATE: 3-24-04

REVISION: 03

SUBJECT: Installation of the KO Controller Conversion Kit

MODELS: GII, GIII

FIGURE B

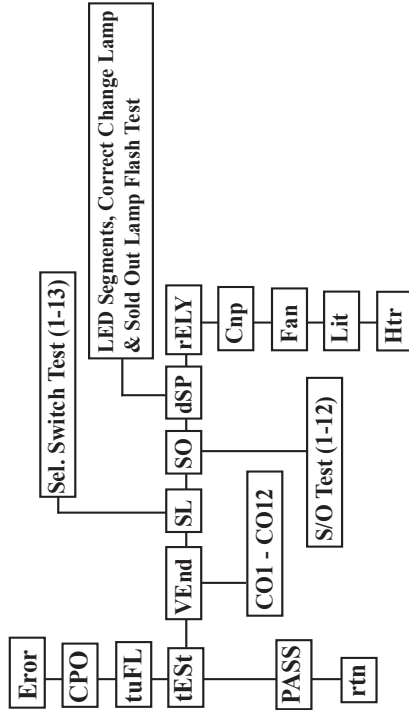


KO Control Board Programming Flowchart

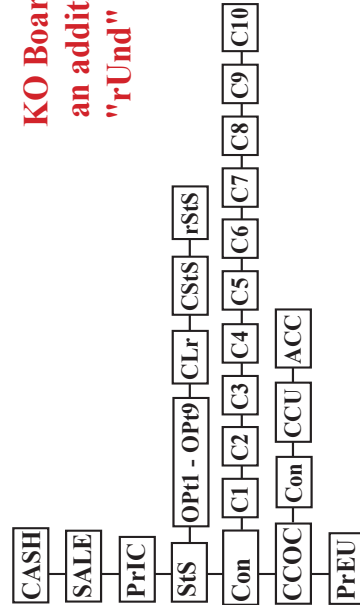
EXTERNAL MENU

- Error
- CASH
- SALE
- rtfn

INTERNAL (SERVICE) MENU



PASSWORD PROTECTED MENU



KO Board has an additional "rUnd" menu

**ANY QUESTIONS??? CONTACT ROYAL VENDORS' CUSTOMER SERVICE DEPARTMENT
CALL TOLL FREE (800) 931-9214**