



SERVICE BULLETIN # 00159

201 INDUSTRIAL BOULEVARD • KEARNEYSVILLE, WV 25430

Phone: (304) 728-7056 • Fax: (304) 725-6579 • Toll Free: (800) 931-9214

PAGE: 1 of 2

DATE: 8-21-00

REVISION: 03

SUBJECT: Retainer Extensions to vend the 20 oz Dr. Pepper "Proprietary" Bottle

MODELS: Merlin IV

KIT NUMBER	KIT DESCRIPTION
257120	Dr. Pepper Bottle Kit - 72" Merlin IV Front Column
257130	Dr. Pepper Bottle Kit - 72" Merlin IV Rear Column
256180	Dr. Pepper Bottle Kit - 79" Merlin IV Front Column
256190	Dr. Pepper Bottle Kit - 79" Merlin IV Rear Column

BEFORE WORKING ON VENDER: Remove power from vender by unplugging vender's main power cord from the AC voltage power source (wall outlet).

Important Note: If you have an older Front Right Retainer which doesn't have a flange as shown in figure 1. The Retainer Extension can not be attached to the old Front Right Retainer, therefore you must order a new Front Right Retainer (815255 for 72" or 815256 for 79").

Reason for Fix: To reliably vend 20oz Dr. Pepper proprietary bottle from the Merlin IV Vender.

Instructions:

- Remove existing product from the columns that you intend to convert over to Dr Pepper proprietary bottles.
- REAR COLUMNS**
 - Move the Backspacer to the #4 hole; starting from the rear of the vendor moving forward. (fig. 4)
 - Install the Left Side Retainer (from the kit) to slot #7.
 - Install the Right Side Retainer with the attached Retainer Extension (both from the kit) to slot #7. Fasten the Retainer Extension to the top portion of the Right Side Retainer. (See fig. 2)
 - Reload product into the rear column with the caps of the product facing towards the rear. (See fig. 5)
- FRONT COLUMNS**
 - Reposition the Left Side Retainer to slot #8.
 - Attach the Retainer Extension (from the kit) to the Right Side Retainer. Fasten the Retainer Extension to the top portion of the Right Side Retainer. (See fig. 2)
 - Then reposition the Right Side Retainer (with attached Retainer Extension) to slot #8.
 - Reload product into the front column with the caps of the product facing towards the front. (See fig. 5)
- Test vend to ensure that there will be no problems with the kit.

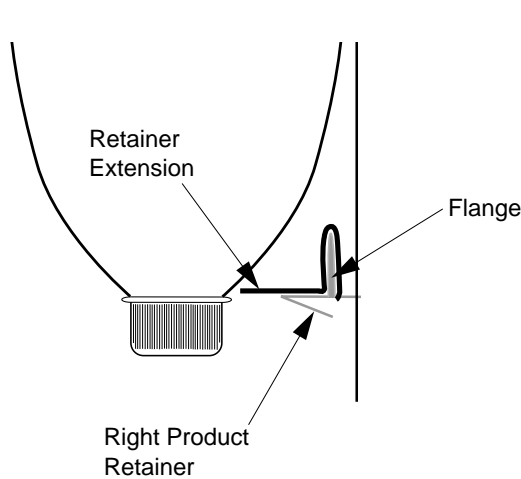


Figure 1

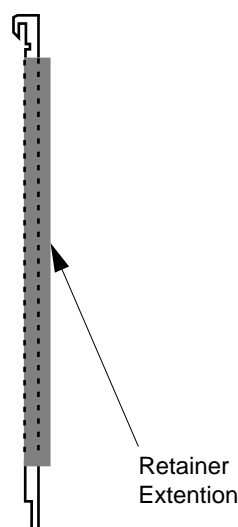


Figure 2

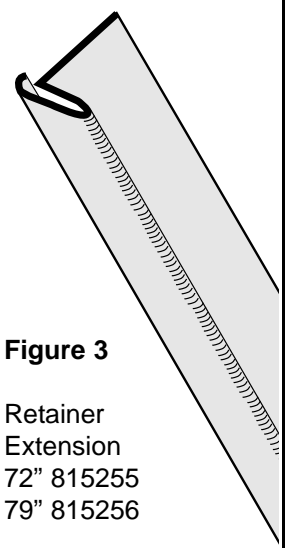


Figure 3

Retainer Extension
72" 815255
79" 815256

**ANY QUESTIONS??? CONTACT ROYAL VENDORS' CUSTOMER SERVICE DEPARTMENT
CALL TOLL FREE (800) 931-9214**



SERVICE BULLETIN # 00159

201 INDUSTRIAL BOULEVARD • KEARNEYSVILLE, WV 25430
Phone: (304) 728-7056 • Fax: (304) 725-6579 • Toll Free: (800) 931-9214

PAGE: 2 of 2
DATE: 8-21-00
REVISION: 03

SUBJECT: Retainer Extensions to vend the 20 oz Dr. Pepper "Proprietary" Bottle

MODELS: Merlin IV

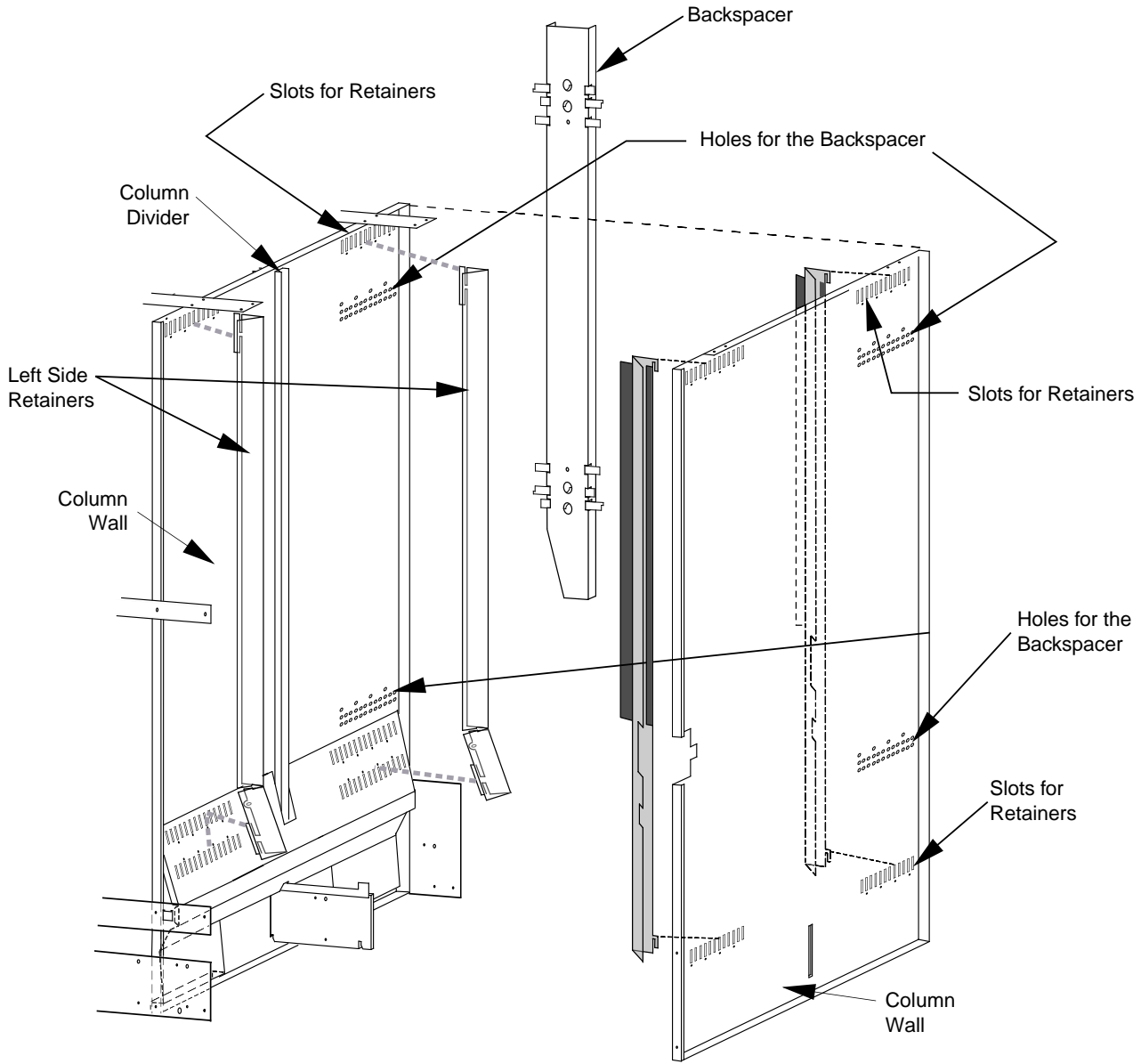


Figure 4

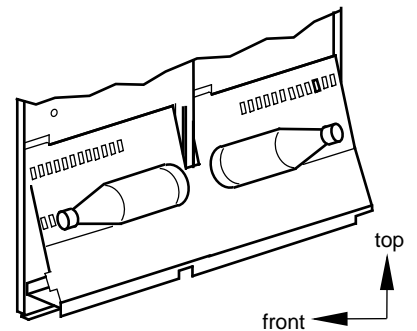


Figure 5

**ANY QUESTIONS??? CONTACT ROYAL VENDORS' CUSTOMER SERVICE DEPARTMENT
CALL TOLL FREE (800) 931-9214**